



wipos
Power supply units

Pure power












wipos Power supply units

Pure Power. No-Frills.

Power supplies take a central function in the control cabinet. Their reliability affects the availability of the machine or the process to a great degree. That is why a robust and proven design is very important for a power supply unit. There are no unnecessary frills with the **wipos** family. Instead, these power supply units score with their fundamental features.

wipos satisfies your requirements in the significant disciplines:

-  **100% power** up to 60°C
-  **Automatic or wide-input voltage range** for worldwide use
-  **PFC technology** for high functional reliability
-  **Outdoor installation possible** due to wide temperature range
-  **Active monitoring** with signalling contact
-  Can be connected in **parallel (from 5A)** to increase power and redundancy
-  **High operational reliability** due to long hold-up times >30ms
-  **Compensation of voltage drops** via adjustable output voltage
-  **Easy to commission** via LED diagnosis



wipos Modules

Power supply <i>wipos</i> P1 24-1.25 P1 24-2.5	Type	Part No.	Part No.	
	wipos P1 24-1.25	81.000.6110.0		
	wipos P1 24-2.5		81.000.6120.0	
	Technical data			
	Input voltage	85 – 264V AC, 90 – 375V DC	85 – 264V AC, 90 – 375V DC	
	PFC	not necessary	not necessary	
	Hold up time	> 30 ms at 230 V	> 30 ms at 230 V	
	Output voltage	24 – 28V	24 – 28V	
	Output current	1.25A	2.5 A	
	Parallel operation	no	no	
	In series connectable	yes	yes	
	Temperature range	-25 – +71°C	-25 – +71°C	
	Derating	> 60°C	> 60°C	
	Signaling contact	yes	yes	
	Dimensions WxHxD	40.5x90x115	40.5x90x115	
	Weight	290g	360g	
	Type of connectors	screw terminal	screw terminal	
Connector size	0.2 – 2.5 mm ²	0.2 – 2.5 mm ²		
Efficiency	83 – 86%	86 – 89%		
Approvals	CE, cULus, UL 1310 Class 2	CE, cULus, UL 1310 Class 2		

Power supply <i>wipos</i> P1 24-3.8 P1 24-5	Type	Part No.	Part No.	
	wipos P1 24-3.8	81.000.6135.0		
	wipos P1 24-5		81.000.6130.0	
	Technical data			
	Input voltage	115/230V AC auto, 210 – 370V DC	115/230V AC auto, 210 – 370V DC	
	PFC	yes	yes	
	Hold up time	> 30 ms at 230 V	> 30 ms at 230 V	
	Output voltage	22.5 – 24.5 V	22.5 – 28.5 V	
	Output current	3.8A	5A	
	Parallel operation	no	yes (up to 3)	
	In series connectable	yes	yes	
	Temperature range	-25 – +71°C	-25 – +71°C	
	Derating	> 60°C	> 60°C	
	Signaling contact	yes	yes	
	Dimensions WxHxD	63.2x123.6x123.6	63.2x123.6x123.6	
	Weight	920g	920g	
	Type of connectors	screw terminal	screw terminal	
Connector size	0.5 – 6 mm ²	0.5 – 6 mm ²		
Efficiency	83 – 85%	84 – 86%		
Approvals	CE, cULus, UL 1310 Class 2	CE, cULus		

Power supply <i>wipos</i> P1 24-10 P1 24-20	Type	Part No.	Part No.	
	wipos P1 24-10	81.000.6140.0		
	wipos P1 24-20		81.000.6150.0	
	Technical data			
	Input voltage	115/230V AC auto, 210–370V DC	115/230V AC auto 210–370V DC	
	PFC	yes	yes	
	Hold up time	> 30 ms at 230 V	> 30ms at 230V	
	Output voltage	22.5 – 28.5 V	22.5 – 28.5 V	
	Output current	10 A	20A	
	Parallel operation	yes (up to 3)	yes (up to 3)	
	In series connectable	yes	yes	
	Temperature range	-25 – +71°C	-25 – +71°C	
	Derating	> 60°C	> 56°C	
	Signaling contact	yes	yes	
	Dimensions WxHxD	83x123.6x126.6	175x123.6x123.6	
	Weight	1000g	1920g	
	Type of connectors	screw terminal	screw terminal	
Connector size	0.5 – 6 mm ²	0.5 – 6 mm ²		
Efficiency	87 – 89%	86 – 89%		
Approvals	CE, cULus	CE, cULus		

Please ask also for our 3-phase modules.



wieland

Headquarters:

Wieland Electric GmbH
Brennerstraße 10 – 14
D-96052 Bamberg

Sales and Marketing Center:

Wieland Electric GmbH
Benzstraße 9
D-96052 Bamberg

Phone +49 (951) 9324-0
Fax +49 (951) 9324-198
www.wieland-electric.com
info@wieland-electric.com

Technical Support:

Phone +49 (951) 9324-995
Fax +49 (951) 9326-991
AT.TS@wieland-electric.com

Industrial technology

Solutions for the control cabinet

- DIN rail terminal blocks
 - Screw, spring clamp or IDC connection technology
 - Wire cross sections up to 240 mm²
 - Numerous special functions
 - Software solutions interfacing to CAE systems
- Safety
 - Safety sensors
 - Safety relays
 - Modular safety systems with fieldbus link
- PLC and fieldbus components
 - Standard applications in IP20
 - Increased environmental conditions with railroad and ship approvals
- Interface
 - Coupling relays, semiconductor switches
 - Measuring and monitoring relays
 - Timer and switching relays
 - Analog modules
 - Passive interfaces
 - Power supply units
 - Overvoltage protection

Solutions for field applications

- Remote automation technology
 - Power distribution
 - Fieldbus interfaces and motor starters
- Connectors for industrial applications
 - Square and round connectors
 - Aluminum or plastic housings
 - Degree of protection up to IP68
 - Current-carrying capacity up to 100 A
 - Connectors for hazardous areas
 - Modular, application specific technology

PC board terminals and connectors

- Screw or spring clamp connection technology
- Spacings: 3.5 mm to 10.16 mm
- Reflow or wave soldering process

Building and installation technology

- Building installation systems
 - Main power supply connectors IP20/IP65...IP68
 - Bus connectors
 - Combined connectors
 - Low-voltage connectors
 - Power distribution system with flat cables
 - Distribution systems
 - Bus systems in KNX, LON and radio technology
 - DIN rail terminal blocks for electrical installations
 - Overvoltage protection

**contacts
are
green.**

Product Range